




# TRAFFIC AND PARKING SOLUTIONS CATALOG



# PARKING LOT GATES




**2MAGB-NF**  
Normal Speed Fence Barrier

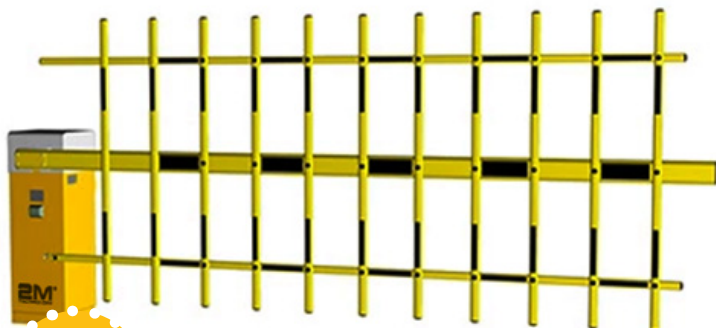
- Normal-speed of open/close (4~6 sec. only)
- Max. 4.5m/14.8' ft Single-Fence arm
- Dimensions: 330 x 345 x 950 mm/12.9" x 13.6" x 37.4" in.

MODEL	MOTOR
FENCE BAR	
2MAGB-NFN	Brushless
2MAGB-NFN-A	AC Turbine

MODEL	MOTOR	OPEN/CLOSE TIME/ MAX BAR LENGTH
FENCE BAR		
2MAGB-HFN	Brushless	<ul style="list-style-type: none"> <li>- Normal-speed of open/close 2.5~3s</li> <li>- Max. 3m/9.8' ft single fence arm</li> <li>- Dimensions: 330 x 345 x 950 mm/12.9" x 13.6" x 37.4" in.</li> </ul>



**2MAGB-HF**  
Normal Speed Barrier



**2MAGB-NFN-2**  
Normal Speed Barrier

MODEL	MOTOR	OPEN/CLOSE TIME/ MAX BAR LENGTH
DOUBLE FENCE BAR		
2MAGB-NFN2	Brushless	<ul style="list-style-type: none"> <li>- Normal-speed of open/close (4~6 sec. only)</li> <li>- Max. 4m/13.1' ft double fence arm</li> <li>- Dimensions: 330 x 345 x 950 mm/12.9" x 13.6" x 37.4" in.</li> </ul>

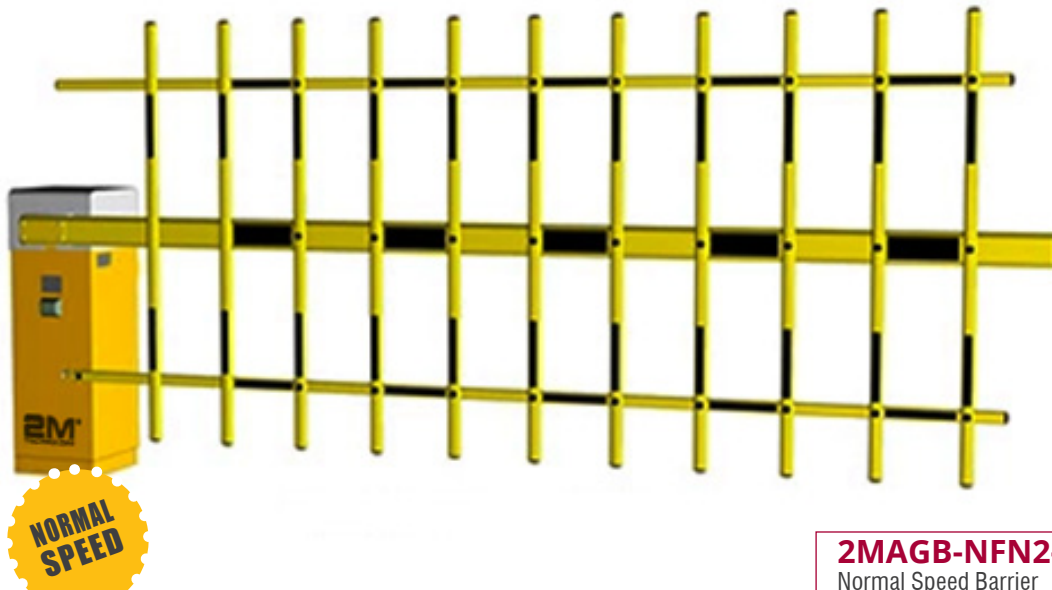


**NORMAL  
SPEED**

**2MAGB-NS**  
Normal Speed Barrier

- Normal-speed of open/close: 2~6 sec. adjustable
- 2s/Max. 4m/13.1' ft arm
- 3s/Max. 4m/13.1' ft arm w/swing-off
- 3s/Max. 5m/16.4' ft arm w/o swing-off
- 4s/Max. 6m/19.7' ft arm w/o swing-off
- 330 x 345 x 950 mm/12.9" x 13.6" x 37.4" in.

MODEL	MOTOR
REGULAR BAR	
2MAGB-NSN	Brushless
2MAGB-NSN-A	AC Turbine
WITH LED BAR	
2MAGB-NSL	Brushless
2MAGB-NSL-A	AC Turbine




**NORMAL  
SPEED**

**2MAGB-NFN2-A**  
Normal Speed Barrier


MODEL	MOTOR	OPEN/CLOSE TIME/MAX BAR LENGTH
DOUBLE FENCE BAR		
<ul style="list-style-type: none"> <li>- Normal-speed of open/close (2~4 sec. adjustable)</li> <li>- Max. Length: <ul style="list-style-type: none"> <li>2 sec/Max. 4m/13.1' ft arm</li> <li>3 sec/Max. 4m/13.1' ft arm with swing-off</li> <li>3 sec/Max. 5m/16.4' ft arm w/o swing-off</li> <li>4 sec. / Max. 6m/19.7' ft arm w/o swing-off</li> </ul> </li> <li>- Dimensions: 330 x 345 x 950 mm/12.9" x 13.6" x 37.4" in.</li> </ul>		
2MAGB-NFN2-A	AC Torque	

# HIGH SPEED TOLL BARRIERS



**2MAGB-HS**  
Normal Speed Fence Barrier

MODEL	MOTOR	
REGULAR BAR		
2MAGB-HSN	Brushless	<ul style="list-style-type: none"><li>- <b>High-speed of open/close: 0.9/1.5 sec. adjustable</b></li><li>- Octagonal straight arm with rubber bar, length following (or Max. 3m round arm):<ul style="list-style-type: none"><li>- 0.9 sec./Max. 3m/9.8' ft</li><li>- 1.5 sec./Max. 3.5m/11.5' ft</li></ul></li></ul>
2MAGB-HSN-A	AC Turbine	<ul style="list-style-type: none"><li>- <b>High-speed of open/close: 0.7/1.5 sec. adjustable</b></li><li>- Straight boom arm with rubber bar. Max. length<ul style="list-style-type: none"><li>- 0.7 sec./Max. 3m/9.8' ft</li><li>- 1.5 sec./Max. 3.5m/11.5' ft</li></ul></li></ul>
WITH LED BAR		
2MAGB-HSL	Brushless	<ul style="list-style-type: none"><li>- <b>High-speed of open/close: 0.7/1.5 sec. adjustable</b></li><li>- Straight boom arm with rubber bar Max. length<ul style="list-style-type: none"><li>- 0.7 sec./Max. 3m/9.8' ft</li><li>- 1.5 sec./Max. 3.5m/11.5' ft</li></ul></li></ul>
2MAGB-HSL-A	AC Turbine	<ul style="list-style-type: none"><li>- <b>High-speed of open/close: 0.7/1.5 sec. adjustable</b></li><li>- Straight boom arm with rubber bar Max. length<ul style="list-style-type: none"><li>- 0.7 sec./Max. 3m/9.8' ft</li><li>- 1.5 sec./Max. 3.5m/11.5' ft</li></ul></li></ul>



**2MAGB-SHS**  
Normal Speed Fence Barrier

MODEL	MOTOR	
FASTER OPEN/CLOSE SPEED		
2MAGB-SHSN	Brushless	- Super high-speed of open/close: 0.4~0.6 sec. adjustable
		- Carbon fabric round arm with foam, length following:
		- 0.4 sec./Max. 2m/6.6' ft
		- 0.5 sec./Max. 2.5m/8.2' ft
		- 0.6 sec./Max. 3m/9.8' ft
REGULAR BAR		
2MAGB-SHSN	Brushless	- Super high-speed of open/close: 0.3 sec.
		- Max. 2.6m/8.5' ft carbon fabric round arm with foam



**2MAGB-NC**  
Normal Speed Barrier

MODEL	MOTOR	OPEN/CLOSE TIME/ MAX BAR LENGTH
REGULAR BAR		
2MAGB-NCN	Brushless	- Normal-speed of open/close: 2~6 sec. adjustable
		- Octagonal crank arm with rubber bar, Max. 3.5m round arm
		- 2~3 sec./Max. 4m/13.1' ft
		- 4~6 sec. /Max. 5m/16.4' ft
2MAGB-NCN-A	AC Turbine	- <b>Normal-speed of open/close: 2~4 sec. adjustable</b>
		- Crank arm with rubber bar, Max. length:
		- 2 sec./Max. 3m/9.8' ft
		- 3 sec./Max. 4m/13.1' ft
		- 4 sec./Max. 4.5m/14.8' ft
WITH LED BAR		
2MAGB-NCL	Brushless	- <b>Normal-speed of open/close: 2~6 sec. adjustable</b>
		- Octagonal crank arm with rubber & LED light bar, length following (or Max. 3.5m round arm):
		- 2~3 sec./Max.4m/13.1' ft
		- 4~6 sec./Max.5m/16.4' ft



**2MAGB-HC**  
Normal Speed Barrier


MODEL	MOTOR	OPEN/CLOSE TIME/ MAX BAR LENGTH
REGULAR BAR		
2MAGB-HCN	Brushless	- <b>Normal-speed open/close: 1s</b>
		- Max. 3.5m/11.5' ft octagonal crank arm with rubber bar (or Max. 3.5m/11.5' ft round arm)
WITH LED BAR		
2MAGB-HCL	Brushless	- <b>Normal-speed open/close: 1s</b>
		- Max. 3.5m/11.5' ft octagonal crank arm with rubber & LED light bar (or Max.3.5m/11.5' ft round arm)

# ECONO BARRIER GATES



**2MAGB-NSL**  
Normal Speed Barrier

MODEL	MOTOR	OPEN/CLOSE TIME/ MAX BAR LENGTH
REGULAR BAR		
2MAGB-NSL-E	AC Turbine Vortex Pole	- Normal-speed of open/close: 3/6s
		- Straight arm with rubber bar (telescopic arm optional), Max. length:
		- 3 sec./Max. 4.5m/14.7' ft
		- 6 sec./Max. 6m/19.7' ft



**2MAGB-HSN**  
High Speed Barrier

MODEL	MOTOR	OPEN/CLOSE TIME/ MAX BAR LENGTH
REGULAR BAR		
2MAGB-HSN-E	AC Turbine Vortex Pole	- High-speed of open/close: 2s
		- Max. 4m/13.1' ft straight arm with rubber bar (telescopic arm optional)



**2MAGB-NSN-E**  
Normal Speed Barrier

MODEL	MOTOR	OPEN/CLOSE TIME/ MAX BAR LENGTH
REGULAR BAR		
2MAGB-NSN-E	AC Turbine Vortex Pole	- Normal-speed of open/close: 3/6s
		- Straight arm with rubber bar (telescopic arm optional), Max. length:
		- 3 sec./Max. 4.5m/14.8' ft
		- 6 sec. /Max. 6m/19.7' ft



**2MAGB-HCN-E**  
High Speed Barrier

MODEL	MOTOR	OPEN/CLOSE TIME/ MAX BAR LENGTH
REGULAR BAR		
2MAGB-HCN-E	AC Turbine Vortex Pole	<ul style="list-style-type: none"> <li>- High-speed of open/close: 3s</li> <li>- 90 degree Crank arm with rubber bar, max. length 4.5m/14.7' ft</li> </ul>



**2MAGB-NCN-E**  
Normal Speed Barrier

MODEL	MOTOR	OPEN/CLOSE TIME/ MAX BAR LENGTH
REGULAR BAR		
2MAGB-NCN-E	AC Turbine Vortex Pole	<ul style="list-style-type: none"> <li>- Normal-speed of open/close: 6s</li> <li>- 90 degree crank arm with rubber bar, max. length 6m/19.7' ft</li> </ul>



**2MAGB-NFN2-E**  
Normal Speed Barrier

MODEL	MOTOR	OPEN/CLOSE TIME/ MAX BAR LENGTH
REGULAR BAR		
2MAGB-NFN2-E	AC Turbine Vortex Pole	<ul style="list-style-type: none"> <li>- Normal-speed of open/close (4~6 sec. only)</li> <li>- Max. 4m/13.1' ft 2-Fence arm</li> </ul>



**2MAGB-NFN-E**  
Normal Speed Barrier

MODEL	MOTOR	OPEN/CLOSE TIME/ MAX BAR LENGTH
REGULAR BAR		
2MAGB-NFN-E	AC Turbine Vortex Pole	<ul style="list-style-type: none"> <li>- Normal-speed of open/close (4~6 sec. only)</li> <li>- Max. 4.5m/14.8' ft Single-fence arm</li> </ul>





**2MHB**  
Hydraulic Rising Bollard

MODEL	CYLINDER	RISING TIME	FLANGE DIAM.	FLANGE THICKNESS	IMPACT TEST	DIMENSIONS (LxWxH) mm/ft
<b>2MHB-606</b>	6mm	3.8 s	400mm	38mm	—	400 x 1150 (mm) / 1.3 x 3.8 (ft) <b>Intercept Height:</b> 600mm/ 23.6" in
<b>2MHB-6010</b>	10mm	3.8 s	400mm	38mm	1500KGS/100KMH, P1	400 x 1150 (mm) / 1.3 x 3.8 (ft) <b>Intercept Height:</b> 600mm / 23.6" in
<b>2MHB-601058</b>	10mm	3.8 s	470mm	58mm	—	470 x 1200 (mm) / 1.5 x 3.9 (ft) <b>Intercept Height:</b> 600mm/2.2" in
<b>2MHB-60</b>	10mm	1.8 s	440mm	58mm	—	440 x 1150 (mm) / 1.4 x 3.8 (ft) <b>Intercept Height:</b> 600mm/ 2.2" in
<b>2MHB-100</b>	30mm	4-6s	500x815 (mm)	100mm	6800KGS/80KMH	500 x 1500 (mm) / 1.6 x 3.8 (ft) <b>Intercept Height:</b> 1000mm/ 39.3" in



**2MTK**  
Tire Killer Speed Bump


MODEL	DIMENSIONS (LxWxH) mm/ft
<b>2MTK-13</b>	4000 x 500 x 63 (mm) Intercept Height: 55mm / 13.1" x 1.6" x 0.2" (ft) Intercept Height: 2.2" in
<b>2MTK-17</b>	5000 x 500 x 63 (mm) Intercept Height: 55mm / 16.4" x 1.6" x 0.2" (ft) Intercept Height: 2.2" in
<b>2MTK-20</b>	6000 x 500 x 63 (mm) Intercept Height: 55mm / 19.7" x 1.6" x 0.2" (ft) Intercept Height: 2.2" in
<b>2MTK-23</b>	7000 x 500 x 63 (mm) Intercept Height: 55mm / 22.9" x 1.6" x 0.2" (ft) Intercept Height: 2.2" in
<b>2MTK-26</b>	6000 x 500 x 63 (mm) Intercept Height: 55mm / 26.2" x 1.6" x 0.2" (ft) Intercept Height: 2.2" in
<b>CABINET</b>	456 x 360 x 708 (mm) / 18" x 14.2" x 27.9" (in)





**2MRB**  
Hydraulic Road Blocker

MODEL	DIMENSIONS (LxWxH) mm/ft	INTERCEPT WIDTH
<b>2MRB-10</b>	3180 x 1260 x 880 (mm) / 10.4 x 4.1 x 2.9 (ft)	3000mm / 9.8ft
<b>2MRB-13</b>	4180 x 1260 x 880 (mm) / 13.7 x 4.1 x 2.9 (ft)	4000mm / 13.1ft
<b>2MRB-17</b>	5180 x 1260 x 880 (mm) / 16.9 x 4.1 x 2.9 (ft)	5000mm / 16.4ft
<b>2MRB-20</b>	6180 x 1260 x 880 (mm) / 20.3 x 4.1 x 2.9 (ft)	6000mm / 19.7ft



**2MTK**  
In-ground Tire Killer Road Spike

MODEL	RISE TIME	SPIKE DISTANCE	SPIKE THICKNESS	DIMENSIONS (LxWxH) mm/ft
<b>2MIGTK-13</b>	≤ 1s	125mm	10mm	4000 x 400 x 83 (mm) Intercept Height: 110mm / 13.1' x 1.3' x 0.3' (ft) Intercept Height: 0.4" in
<b>2MIGTK-17</b>	≤ 1s	125mm	10mm	5000 x 400 x 83 (mm) Intercept Height: 110mm / 16.4' x 1.3' x 0.3' (ft) Intercept Height: 0.4" in
<b>2MIGTK-20</b>	≤ 1s	125mm	10mm	6000 x 400 x 83 (mm) Intercept Height: 110mm / 19.7' x 1.3' x 0.3' (ft) Intercept Height: 0.4" in
<b>2MIGTK-23</b>	≤ 1s	125mm	10mm	7000 x 400 x 83 (mm) Intercept Height: 110mm / 23' x 1.3' x 0.3' (ft) Intercept Height: 0.4" in
<b>2MIGTK-26</b>	≤ 1s	125mm	10mm	8000 x 400 x 83 (mm) Intercept Height: 110mm / 26.2' x 1.3' x 0.3' (ft) Intercept Height: 0.4" in
<b>Controller Cabinet</b>		600 x 350 x 400 (mm) / 3.3' x 13.8' x 15.7' (ft)		

# UNDER VEHICLE INSPECTION



**Operations Control System  
VMS with Display Monitor**


**Side rubber bumps to  
slow down vehicles**



## 2MUVS-C

Under Vehicle Inspection System

MODEL	DIMENSIONS (LxWxH) mm/ft
<b>2MUVS</b>	<ul style="list-style-type: none"> <li>- Portable and easy/quick installation</li> <li>- Advanced linear CCD scanning technology</li> <li>- High resolution complete color image of under the vehicle</li> <li>- IP68 Weather proof scanning unit</li> <li>- Anti-fog function</li> <li>- Multilingual Graphic User Interface (GUI)</li> <li>- Option: Automated License Plate Reader (ALPR)</li> </ul>



## 2MPUVS

Under Vehicle Portable Inspection System

MODEL	DIMENSIONS (LxWxH) mm/ft
<b>2MPUVS</b>	<ul style="list-style-type: none"> <li>- Embedded Color Scanning unit</li> <li>- Induction Loop</li> <li>- Distribution Box</li> <li>- Operation console with computer and monitor</li> <li>- Image software</li> <li>- Capture Camera (1 piece)</li> </ul>




IMAGE	MODEL	SPECIFICATION
	<b>2MSBR</b>	Straight boom arm without LED bar, with rubber profile+ reflective stripe sticker+ plastic cap
	<b>2MSBRL</b>	Straight boom arm with LED bar, with rubber profile, reflective stripe sticker and plastic cap
	<b>2MSBP</b>	Straight boom arm without LED bar, with rib and rubber profile, reflective stripe sticker and plastic cap
	<b>2MSBPL-1</b>	Straight boom arm without LED bar, with rib, rubber profile, reflective stripe sticker and plastic cap
	<b>2MSBPL-2</b>	Straight boom arm with LED bar, with rubber profile, with reflective stripe sticker, with plastic cap
	<b>2MSBPL-3</b>	Straight boom arm with LED bar, with rubber profile, with reflective stripe sticker, with plastic cap





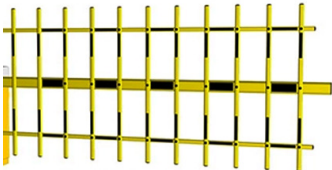
IMAGE	MODEL	SPECIFICATION
	<b>2MSBF-2</b>	Straight round boom arm with foam, reflective stripe sticker and plastic cap. Must be equipped with swing-off module
	<b>2M3MCB-SHSN</b>	<i>Product specific - made for 2MAGB-SHSN barrier only.</i> Made with 3m/9.8' ft carbon fabric round boom arm with foam, reflective stripe sticker and plastic cap. It must be equipped with swing-off module
	<b>2M2MCB-SHSN</b>	<i>Product specific - made for 2MAGB-SHSN barrier only.</i> Made with 2m/6.6' ft carbon fabric round boom arm with foam, reflective stripe sticker and plastic cap. It must be equipped with main
	<b>2MCB-0</b>	Octagonal crank boom arm. Includes octagonal crank arm and connecting kit for limited ceiling height barriers
	<b>2MCB-R</b>	Round crank boom arm. Includes round crank arm and connecting kit for limited ceiling height barriers

IMAGE	MODEL	SPECIFICATION
	<b>2MSFB</b>	Single fence boom arm Includes fence arm and connecting device
	<b>2MDFB</b>	Double fence boom arm Includes fence arm and connecting device

# AC TURBINE ACCESSORIES




IMAGE	MODEL	SPECIFICATION
	<b>2MSBR-A</b>	Straight boom arm without LED bar,with rubber profile+ reflective stripe sticker+ plastic cap
	<b>2MSBRL-A</b>	Straight boom arm with LED bar,with rubber profile+ reflective stripe sticker+ plastic cap
	<b>2MSBP-A</b>	Straight boom arm without LED bar,with rib +rubber profile+ reflective stripe sticker+ plastic cap
	<b>2MSBPL-1-A</b>	Straight boom arm without LED bar,with rib +rubber profile+ reflective stripe sticker+ plastic cap
	<b>2MSBPL-2-A</b>	Straight boom arm with LED bar, with rubber profile,with reflective stripe sticker, with plastic cap
	<b>2MSBPL-3-A</b>	Straight boom arm with LED bar, with rubber profile,with reflective stripe sticker, with plastic cap





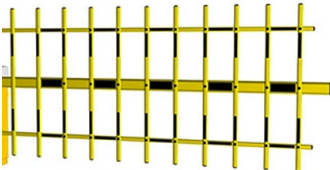
IMAGE	MODEL	SPECIFICATION
	<b>2MSBF-2-A</b>	Straight round boom arm with foam, reflective stripe sticker and plastic cap. Must be equipped with swing-off module
	<b>2M3MCB-SHSN-A</b>	<i>Product specific - made for 2MAGB-SHSN barrier only. Made with 3m carbon fabric round boom arm with foam, reflective stripe sticker and plastic cap. It must be equipped with swing-off module</i>
	<b>2M2MCB-SHSN-A</b>	<i>Product specific - made for 2MAGB-SHSN barrier only. Made with 2m/6.6' ft carbon fabric round boom arm with foam, reflective stripe sticker and plastic cap. It must be equipped with main</i>
	<b>2MCB-O-A</b>	Octagonal crank boom arm. Includes octagonal crank arm and connecting kit for limited ceiling height barriers
	<b>2MCB-R-A</b>	Round crank boom arm. Includes round crank arm and connecting kit for limited ceiling height barriers

IMAGE	MODEL	SPECIFICATION
	<b>2MSFB-A</b>	Single fence boom arm Includes fence arm and connecting device
	<b>2MDFB-A</b>	Double fence boom arm Includes fence arm and connecting device



## Straight Boom

MODEL	SPECIFICATION
<b>2MSBR-3-E</b>	Straight boom arm with red rubber, without LED bar, $\leq 3\text{m}/9.8'$ ft
<b>2MSBR-6-E</b>	Straight boom arm with red rubber, without LED bar, $3\text{m}/9.8'$ ft < Length $\leq 6\text{m}/19.7'$ ft
<b>2MSBL-3-E</b>	Straight boom arm without red rubber & LED bar, $\leq 3\text{m}/9.8'$ ft
<b>2MSBL-6-E</b>	Straight boom arm without red rubber & LED bar, $3\text{m}/9.8'$ ft < Length $\leq 6\text{m}/19.7'$ ft
<b>2MSBRAW-E</b>	Straight boom arm with red rubber, with air wave switch, without LED bar




## Telescopic Boom

MODEL	SPECIFICATION
<b>2MSTL-3-E</b>	Straight telescopic boom arm without rubber & LED bar, $\leq 3\text{m}/9.8'$ ft
<b>2MSTL-6-E</b>	Straight telescopic boom arm without rubber & LED bar, $3\text{m}/9.8'$ ft < Length $\leq 6\text{m}/19.7'$ ft



## Limited Ceiling Boom

MODEL	SPECIFICATION
<b>2MLCBC-E</b>	Limited ceiling crank boom arm. includes crank arm and connecting device used in applications such as basement parking or situations with limited ceiling height



## Fence Boom

MODEL	SPECIFICATION
<b>2MSFBA-E</b>	Single-fence boom arm. Includes fence arm & connecting device Sold per meter.
<b>2MDFBA-E</b>	2-fence boom arm. Includes double fence arm & connecting device Sold per meter.



802 Greenview Dr.  
Grand Prairie TX. 75050 USA  
Toll Free 1-866-708-5401  
Fax (+1) 972-999-4113  
Sales@2MTechnology.net  
or visit us at [www.2mtechnology.net](http://www.2mtechnology.net)